

# Components Visual Reference



# CONTENTS

---

## 1. Layout

## 2. Content

## 3. Components


## 4. Utilities

© 2017 Jacob Lett. All Rights Reserved.

Please do not distribute or share without permission. You have permission to print pages but please do not try and sell it.  
If you have questions email me at [jacoblett@bootstrapcreative.com](mailto:jacoblett@bootstrapcreative.com).

# LAYOUT

---



## Media heading

Media object description text



## Media heading

Media object description text

# Media Object


Layout / [Media Object](#)

## Description

Used for repetitive layouts of text and image groups.

## Use Cases

- Blog post list with post thumbnail images
- Blog comments
- Portfolio projects



# Grid System

Layout / [Grid System](#)

## Description

A 12 column flexbox grid system with five grid tiers: all breakpoints (extra small), small, medium, large, and extra large. CRC - `.container` > `.row` > `.col`

## Use Cases

- Page layout - main content and sidebar
- Cards setup in a grid of four across

# CONTENT

---

# Display 1

# Display 2

# Display 3

# Display 4

## Display Headings

Content / [Display Headings](#)

### Description

Utility classes to increase the font-size of text to grab attention.

### Use Cases

- Inside a jumbotron or carousel for headings
- Marketing copy alongside an image

A lead paragraph is used to draw a reader into the body copy. In a badly designed book, the letters mill and stand like starving horses in a field. In a book designed by rote, they sit like stale bread and mutton on the page.

In a well-made book, where designer, compositor and printer have all done their jobs, no matter how many thousands of lines and pages, the letters are alive. They dance in their seats. Sometimes they rise and dance in the margins and aisles.

## Lead

Content / [Lead](#)

### Description

Large blocks of text can be intimidating to read. A lead paragraph helps draw the reader into the main content.

### Use Cases

- Blog posts
- Product descriptions

# Heading Text With muted secondary text

## Heading

Content / [Headings](#)

### Description

Improves the readability of a heading by creating a visual hierarchy of information. Often used for text that is less important.

### Use Cases

- Book subtitles
- Label file types or file sizes

Unstyled list item text

Unstyled list item text

- Nested list items need the `.list-unstyled` class as well or they will have bullets

Unstyled list item text

Unstyled list item text

## Unstyled List

Content / [Unstyled List](#)

### Description

Removes the list padding, margin, and bullets.

### Use Cases

- A list block containing images
- If your list starts out with words in bold you may not need bullets to draw the readers eye.

Typography is to literature as musical performance is to composition: an essential act of interpretation, full of endless opportunities for insight or obtuseness.

— Robert Bringhurst in *The Elements of Typographic Style*

## Blockquote

Content / [Blockquote](#)

### Description

Blockquotes are used to bring attention to an interesting quote and add visual interest to an article with a lot of text.

### Use Cases

- Quotes in blog posts
- Customer testimonials

List item one List item two List item three

## Inline List

Content / [Inline List](#)

### Description

Overrides the default nature of a list to become horizontal.

### Use Cases

- Math formula or recipe
- Social media icons
- Author bio links



**Long title that is not truncated or shortened**  
**Long title t...**

Definition list description etiam porta sem malesuada magna mollis euismod.

Definition list description etiam porta sem malesuada magna mollis euismod.

**Nesting**

**Nested definition list**

Definition list description etiam porta sem malesuada magna mollis euismod.

## Description List

Content / [Description List](#)

### Description

A group of terms and and descriptions very similar to a media object without the media.

### Use Cases

- Term glossary
- Corporate events listing
- Dashboard activity feed

#	thead-default
1	Nina
2	Penta
3	Santa Maria

#	thead-inverse
1	Nina
2	Penta
3	Santa Maria

## Tables

Content / [Tables](#)

### Description

Used to display data similar to what is displayed in Microsoft Excel.

### Use Cases

- Admin list of pages to edit
- Company addresses for multiple locations



## Image Thumbnails

Content / [Image Thumbnails](#)

### Description

Utility class to add a gray border and white inset padding around an image.

### Use Cases

- Clickable thumbnails in a portfolio
- Blog comment author photos

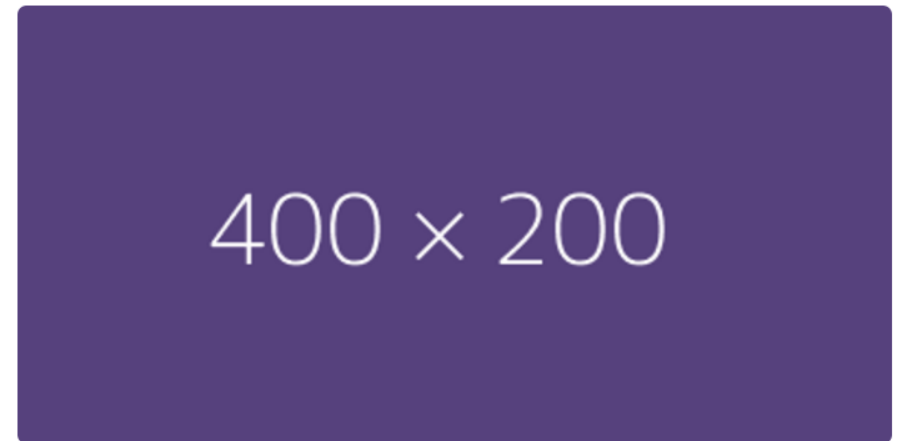


Figure caption description text

## Figure

Content / [Figure](#)

### Description

Image captions are a great way to draw a reader into the content of your page. Using a figure semantically joins these two elements.

### Use Cases

- Blog post images
- Product images

# COMPONENTS

---

**Alert!** This is a Bootstrap alert box

## Alert

Components / [Alert](#)

### Description

A message notification with contextual classes to change the color. `.alert-success`  
`.alert-info` `.alert-warning` `.alert-danger`

### Use Cases

- Application errors
- Blog post callouts or notes

Example heading **badge**

Example heading **.badge-primary**

## Badge

Components / [Badge](#)

### Description

Contextual tag used to add supporting information to content.

### Use Cases

- Software version numbers
- Display the number of comments on a post
- Flag something as New!

[Home](#) / [Library](#) / Breadcrumb

## Breadcrumb

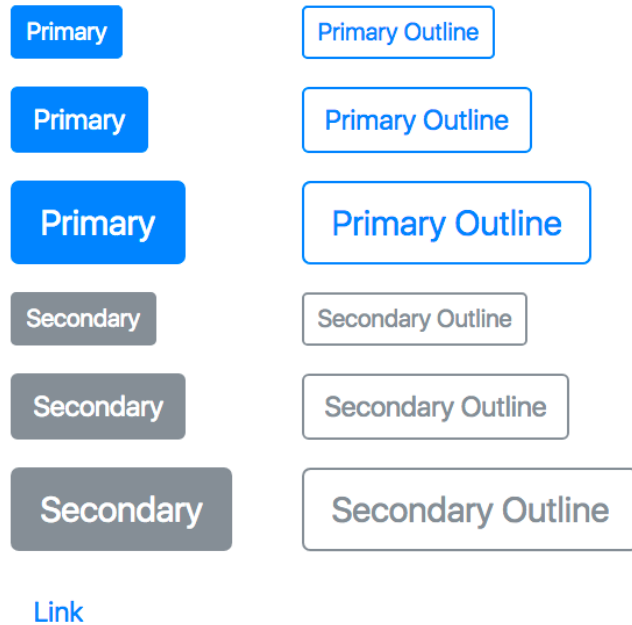
Components / [Breadcrumb](#)

### Description

Help site visitors learn your site structure and navigate to different parent pages.

### Use Cases

- Product pages with breadcrumb link to product category pages
- Blog posts linking back to post categories



## Buttons

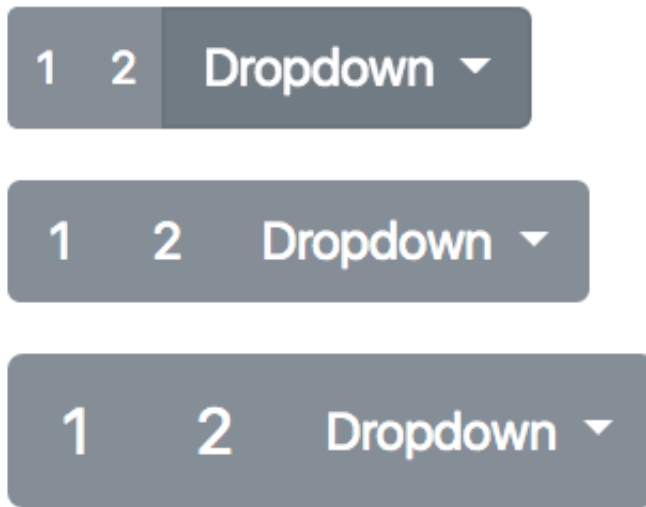
Components / [Buttons](#)

### Description

There are two distinct button styles, filled background and outline, which can be further modified in size and color. Can be applied to `<button>`, `<input>`, and `<a>`.

### Use Cases

- Forms
- Marketing call to actions



## Button Group

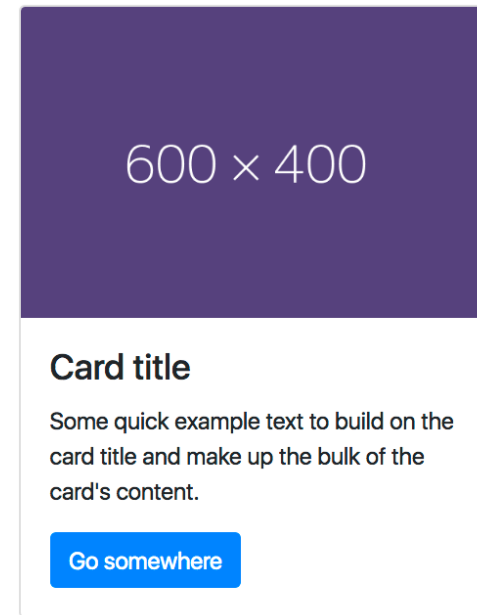
Components / [Button Group](#)

### Description

A series of buttons in a single line. Options include: dropdowns, sizes, and vertical layout.

### Use Cases

- Email signup or search form
- Primary action with a dropdown of secondary actions.



## Card

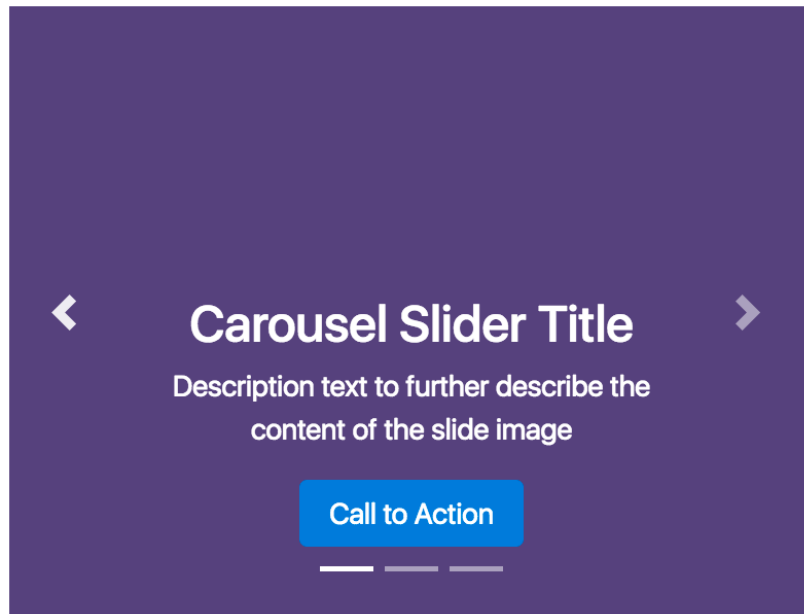
Components / [Card](#)

### Description

A group of related content that has an outer border and inner padding.

### Use Cases

- Ecommerce product listings
- Portfolio projects
- Inline dialog box for user response



## Carousel

Components / [Carousel](#)

### Description

A responsive image slideshow with optional controls and location indicators.

### Use Cases

- Homepage marketing promotions
- Company culture photo album



Anim pariatur cliche reprehenderit, enim eiusmod high life accusamus terry richardson ad squid. Nihil anim keffiyeh helvetica, craft beer labore wes anderson cred nesciunt sapiente ea proident.

## Collapse

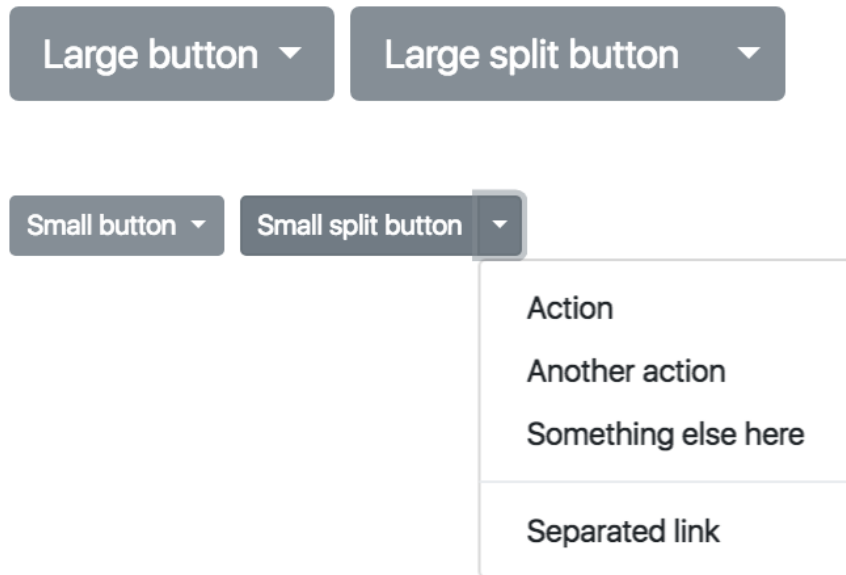
Components / [Collapse](#)

### Description

Toggle (show/hide) content visibility when a button is clicked. Can also be used to create a content accordion.

### Use Cases

- Display terms and conditions
- A website's frequently asked questions



## Dropdowns

Components / [Dropdowns](#)

### Description

Toggle the visibility of related links or list of information when a button is clicked.

### Use Cases

- List of available actions in a web application
- In replace of a form select
- Navbar sub navigation links

This image displays various Bootstrap form controls. It includes an 'Email address' field with a placeholder 'Enter email' and a 'No Spam.' message below it. A 'Password' field is shown with a placeholder 'Password' and links for 'Forgot Password?' and 'Sign Up'. There is an 'Example select' dropdown with the value '1'. A 'Multiple select' dropdown lists options '1', '2', and '3'. Under 'Radio buttons', there are two options: 'Option one' (selected) and 'Option two - disabled'. There are also two checkboxes: 'Checkbox' and 'Checkbox - disabled'. A 'Textarea' is shown as a large text input field. A 'File input' section includes a 'Choose File' button, the text 'No file chosen', and a 'Help message' label. Finally, a blue 'Submit' button is at the bottom.

## Forms

Components / [Forms](#)


### Description

Form controls help with form layout and form validation errors and feedback.

### Use Cases

- Customer signup forms
- Admin content edit forms
- Search bar





Search Products Search

Email Address Subscribe

## Input Group

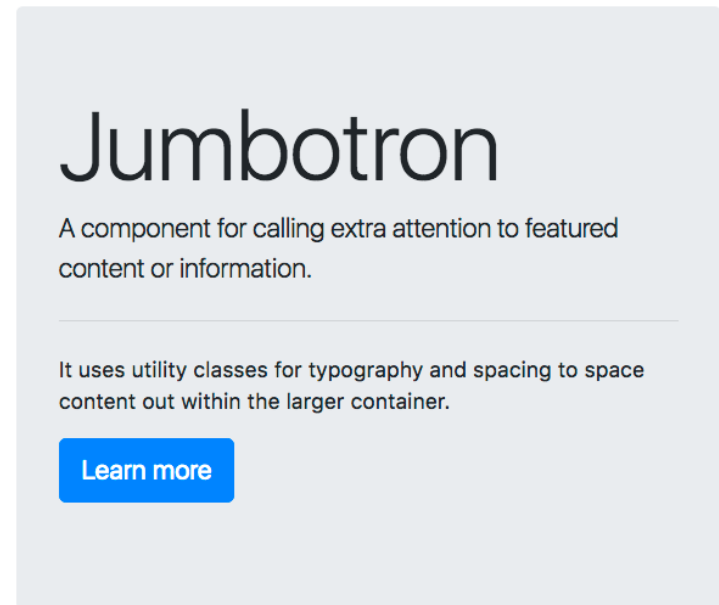
Components / [Input Group](#)

### Description

Joins a text input and button together to reinforce their relationship.

### Use Cases

- Search bar
- Email newsletter subscription forms



## Jumbotron

Components / [Jumbotron](#)

### Description

Used to bring attention to important information similar to a carousel but without the multiple image slides.

### Use Cases

- Page header before the main content
- When you want a larger version of a card

List group item #1	14
List group item #2	2
List group item #3	1

## List Group

Components / [List Group](#)

### Description

An unordered list with more style capabilities like a border, inner padding, and ability to use all of the contextual styles.

### Use Cases

- Web application notifications
- Blog post comments

<b>Don't Make Me Think</b> 20 Comments Description text gravida at eget metus. Maecenas sed diam eget risus varius blandit. Category: Design
<b>Thinking with Type</b> 3 Comments Description text gravida at eget metus. Maecenas sed diam eget risus varius blandit Category: Design
<b>Design of Everyday Things</b> 3 Comments Description text gravida at eget metus. Maecenas sed diam eget risus varius blandit Category: Design

## List Group - Custom Content

Components / [List Group - Custom](#)

### Description

List groups can be customized to contain different types of content to fit your needs.

### Use Cases

- Corporate events listing
- Product help documentation

Active Link Link Disabled

Active Longer nav link Link Disabled

## Base Nav

Components / [Base Nav](#)

### Description

A series of navigation links with padding between each item.

### Use Cases

- Non-collapsible navigation at the top of a page.

## Fill and Justify Pills Nav

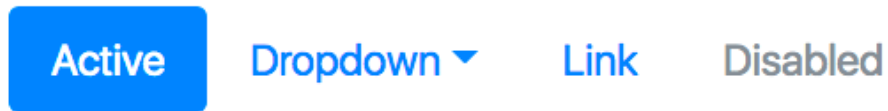
Components / [Fill and Justify Pills Nav](#)

### Description

Adds a background color and pill shape around nav items. Also makes each nav item equal in width.

### Use Cases

- Web app dashboard navigation
- Mobile web app footer navigation



## Pills Nav

Components / [Pills Nav](#)

### Description

Changes the style of the active state of nav items to be pills.

### Use Cases

- Primary navigation for smaller sites
- Jump to content section navigation



## Tab #1 Content

Tab main content.

## Tabs Nav

Components / [Tabs Nav](#)

### Description

A javascript component that displays different content sections on tab click. You can also use dropdowns to jump down to specific parts of the page.

### Use Cases

- Ecommerce product descriptions
- Web application admin panel

Active

Link

Link

Disabled

## Vertical Nav

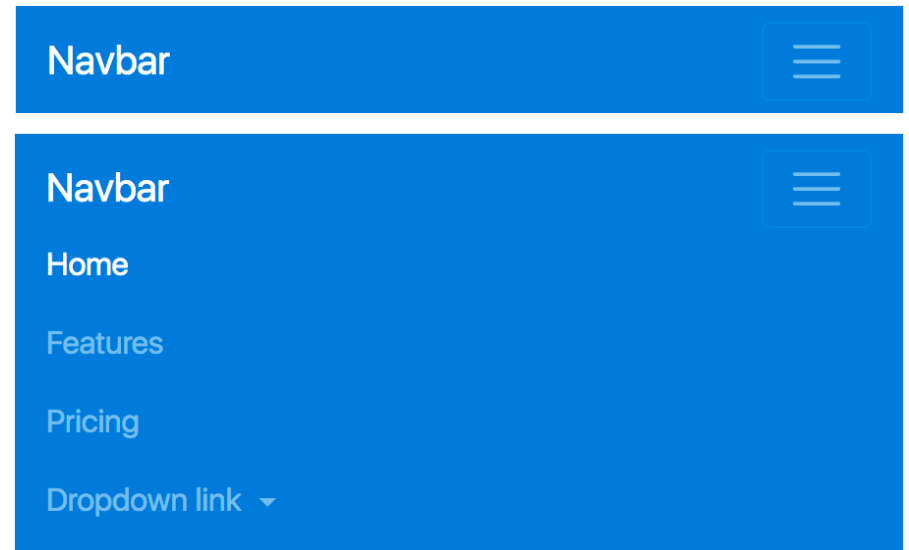
Components / [Vertical Nav](#)

### Description

Overrides the default horizontal nav layout to vertical. Can be activated per breakpoint using the `.flex-sm-column` class.

### Use Cases

- Left side navigation



## Navbar

Components / [Navbar](#)

### Description

Responsive navbar with menu toggle on mobile viewports. Can contain dropdowns, search inputs and pill buttons.

### Use Cases

- Primary sitewide navigation at the top of each page.



## Pagination

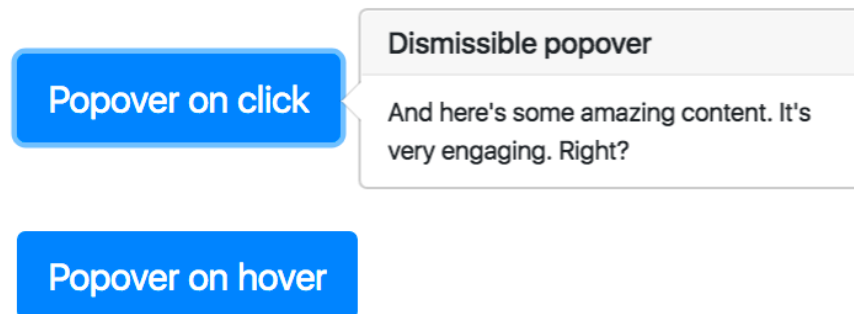
Components / [Pagination](#)

### Description

A grouped set of buttons for navigating between pages or content blocks.

### Use Cases

- Blog index showing previous posts
- Portfolio project navigation



## Popovers

Components / [Popovers](#)

### Description

Display additional information without taking over the entire screen with a modal or a page refresh. The position of the popover can be adjusted to display from different directions.

### Use Cases

- Form help text
- User profile information



# Progress

Components / [Progress](#)

## Description

Display the progress of a workflow or server side process.

## Use Cases

- File upload
- Multi-step checkout form
- Horizontal bar graph

## Scrollspy

[Description](#)

[Use Cases](#)

below the navbar. Also works in dropdowns as well.

## Use Cases

- For long pages of documentation
- One page website with sticky top navbar
- A grid of images for a portfolio that identifies categories as you scroll down the page. For example: print, web, photography, etc.

# Scrollspy

Components / [Scrollspy](#)

## Description

The ScrollSpy plugin auto updates nav targets as you scroll the area below the navbar. Also works in dropdowns as well.

## Use Cases

- For long pages of documentation
- A grid of images for a portfolio that identifies categories as you scroll down the page. For example: print, web, photography, etc.



## Tooltips

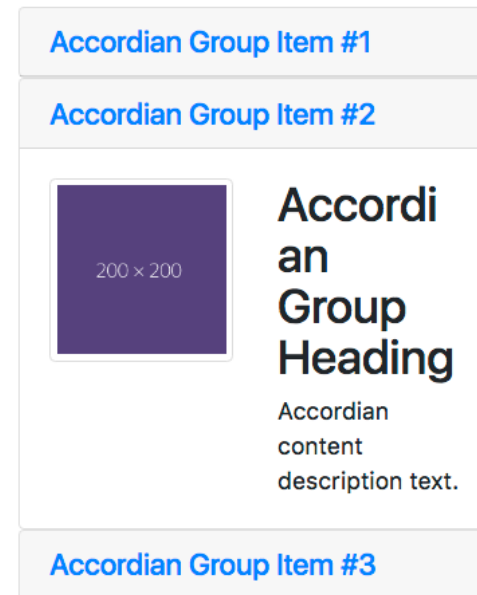
Components / [Tooltips](#)

### Description

Displays a notification tooltip on hover or tap of a target link or button.

### Use Cases

- Display url when hovering over an external link
- Provide a definition or meaning behind a term, abbreviation, or acronym.



## Collapse Accordion

Components / [Collapse Accordion](#)

### Description

A collapse with HTML markup to build a content accordion.

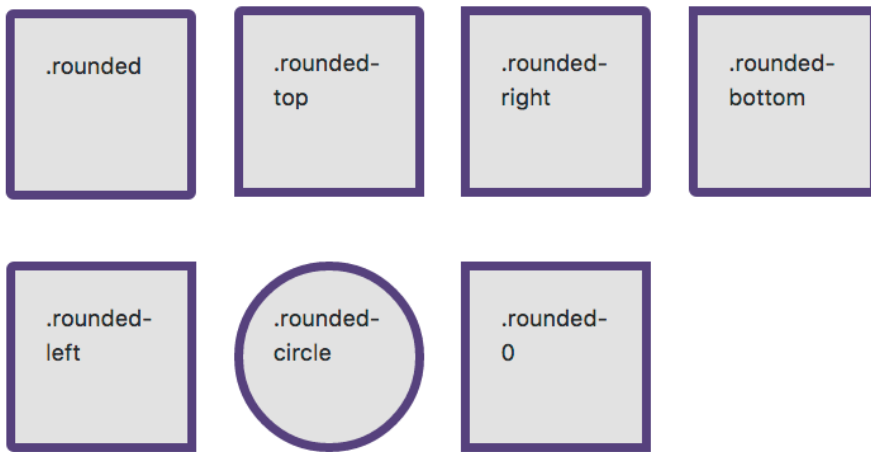
### Use Cases

- Frequently asked questions
- Portfolio projects grouped by category
- Ecommerce product specifications



## UTILITIES

---



## Border Radius

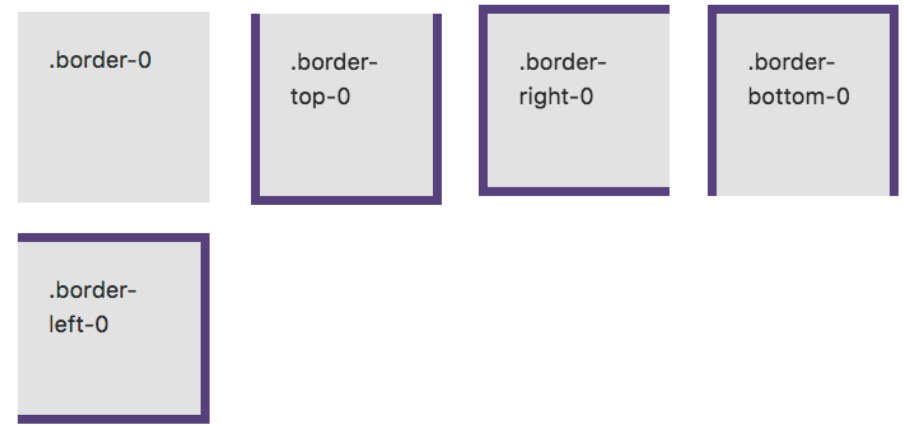
Utilities / [Border Radius](#)

### Description

Utility classes to add a radius border to images or block level elements.

### Use Cases

- Blog author profile image in a circle
- Portfolio image thumbnails.



## Border

Utilities / [Border](#)

### Description

Utility classes to quickly remove a border on images or block level elements.

### Use Cases

- Remove a border from an image because you want it to be flush left of a container.
- In a series of bordered images or cards with each card having a border. These classes could be used to remove a double border.

# Components Visual Reference

## Digital version

To view the components in your browser, open this file:  
<b4-components-visual-reference-code/index.html>

